

Allianz Global Opportunistic Bond

★★★★★¹
Overall Morningstar Rating™

Why invest in Allianz Global Opportunistic Bond ("the Fund")?

1. Designed to target a stable distribution payout

- The Fund aims to pay a monthly dividend (based on Class AMg)⁴.

Allianz Global Opportunistic Bond AMg (USD) Dis. – Monthly Dividend Per Share*

	<div>USD 0.03700 per share PAID</div>	<div>USD 0.03700 per share PAID</div>	<div>USD 0.03700 per share PAID</div>	<div>USD 0.03700 per share PAID</div>	<div>To be advised</div>	<div>To be advised</div>	
	14 Jul 2023	14 Aug 2023	14 Sep 2023	16 Oct 2023	14 Nov 2023	14 Dec 2023	
Available Share Classes	Class AMg (USD) Dis.	Class AMg (HKD) Dis.	Class AMg (H2-AUD) Dis.	Class AMg (H2-EUR) Dis.	Class AMg (H2-GBP) Dis.	Class AMg (H2-RMB) Dis.	Class AMg (H2-SGD) Dis.
Monthly Dividend Per Share [#]	USD 0.03700	HKD 0.03800	AUD 0.02900	EUR 0.01900	GBP 0.03000	CNY 0.02600	SGD 0.03000
Annualised Dividend Yield ²	5.49%	5.57%	4.36%	2.77%	4.43%	3.36%	4.47%
Available Share Classes				Class AMf (USD) Dis.			
Monthly Dividend Per Share ³					USD 0.03926		
Fixed Distribution Rate Per Annum ⁴					6.00%		

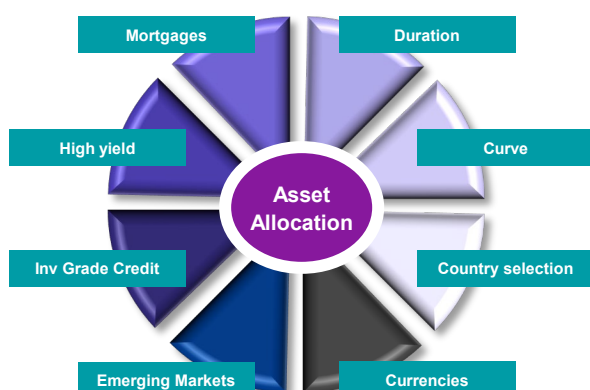
* As at 31 October 2023.

⁵ The dividend per share is as at 31 October 2023. Past payout yields and payments do not represent future payout yields and payments. Historical payments may comprise of distributable income or capital, or both (for further details, please refer to our website).

2. Highly diversified and liquid investment universe

- The Fund has the ability to invest in a diverse set of highly liquid asset classes, including opportunistic allocations across emerging markets (EM) and high yield.
- An opportunistic approach is taken within the overall fixed income universe. When structuring the portfolio, the team uses an active management style combining in depth, fundamental bottom-up research with top-down macroeconomic research.

Allianz Global Opportunistic Bond universe



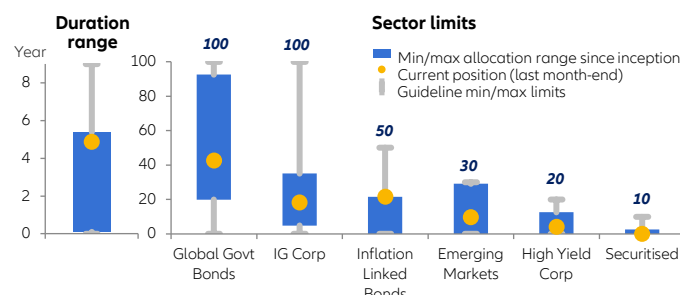
Source: Allianz Global Investors. Information herein is valid as at the time of publication.

3. Double layer risk management designed to weather the storms

- Our strategic risk oversight guides asset allocation based on our understanding of the economic cycle, whilst the tactical risk oversight helps navigate short-term risks and determine the allocation.

Two lines of defense to protect capital:

Strategic asset allocation corridors + tactical flexibility to dial risk
Key portfolio parameters

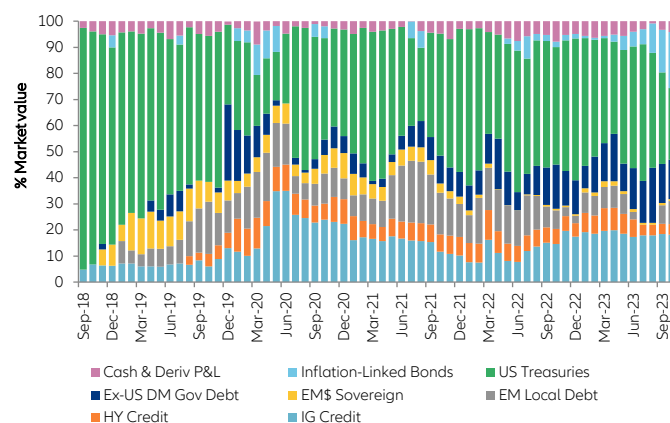


Source: Allianz Global Investors, as at 31 October 2023. There is no guarantee that these investment strategies and processes will be effective under all market conditions and investors should evaluate their ability to invest for a long-term based on their individual risk profile especially during periods of downturn in the market.

4. All-weather global bond strategy

- The Fund is benchmark agnostic and strives to generate potential returns without the embedded beta risk (interest rates or credit spreads), offering diversifying uncorrelated returns from traditional Global Aggregate strategies.
- Understanding the economic cycle is key to deciding where best to allocate risk. However, long-term returns are the product of successfully navigating short-term risks. Knowing when to take risk and when to avoid it is critical in generating stable returns.

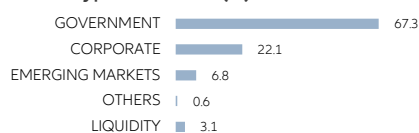
Evolution of assets since inception



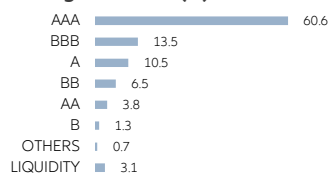
Source: Allianz Global Investors, as at 31 October 2023. Allianz Global Opportunistic Bond composite inception date: 1 October 2018. Past performance, or any prediction, projection or forecast, is not indicative of future performance.

Portfolio Analysis

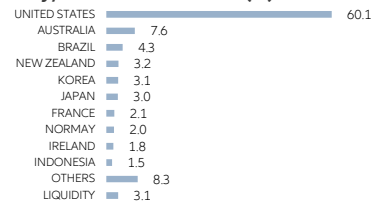
Bond Type Allocation (%)



Credit Rating Allocation (%)



Country/Location Allocation (%)



Top 10 Holdings*

	Country/Location	%
TSY INFL IX N/B I/L FIX 1.375% 15.07.33	UNITED STATES	10.9
US TREASURY N/B FIX 3.500% 15.02.33	UNITED STATES	7.4
AUSTRALIAN GOVERNMENT 166 FIX 3.000% 21.11.33	AUSTRALIA	6.9
US TREASURY N/B FIX 5.375% 15.02.31	UNITED STATES	6.2
TSY INFL IX N/B I/L FIX 1.125% 15.01.33	UNITED STATES	5.9
US TREASURY N/B FIX 4.000% 31.10.29	UNITED STATES	5.8
TSY INFL IX N/B I/L FIX 1.250% 15.04.28	UNITED STATES	5.0
NOTA DO TESOURO NACIONAL NTN F FIX 10.000% 01.01.31	BRAZIL	4.3
KOREA TREASURY BOND 3306 FIX 3.250% 10.06.33	KOREA	3.1
US TREASURY N/B FIX 2.750% 15.08.32	UNITED STATES	3.0
Total		58.5

Statistics Summary

Average Coupon	3.49%
Average Credit Quality	AA+
Effective Duration	4.54 years
Yield to Maturity	5.83%

*The information is provided for illustrative purposes only to demonstrate the Fund's investment strategy, it should not be considered a recommendation to purchase or sell any particular security or strategy or an investment advice. There is no assurance that any securities discussed herein will remain in the Fund at the time you receive this document. Past performance is not indicative of future results. While best efforts are used in compiling the information, Allianz Global Investors and its affiliated entities expressly assume no warranty of any kind, actual or implied, for the accuracy, completeness and timeliness of the information.

Fund Details

Share Class	Class AMg (USD) Dis.	Class AMg (HKD) Dis.	Class AMg (H2-AUD) Dis.	Class AMg (H2-EUR) Dis.	Class AMg (H2-GBP) Dis.	Class AMg (H2-RMB) Dis.	Class AMg (H2-SGD) Dis.	Class AT (USD) Acc.	Class AT (H2-SGD) Acc.	Class AMf (USD) Dis.
Official benchmark ⁵	Secured Overnight Financing Rate (SOFR)									
Fund Manager	Julian Le Beron, Luke Copley, Ranjiv Mann, Filippo Novembri									
Fund Size ⁶	USD 671.73m									
Base Currency	USD									
Number of Holdings	77									
SFDR Category ⁷	Article 6									
Initial Fee	Up to 3%	Up to 3%	Up to 3%	Up to 3%	Up to 3%	Up to 3%	Up to 3%	Up to 3%	Up to 3%	Up to 3%
Eligible Investment Scheme ⁸	CASH, SRS	CASH, SRS	CASH, SRS	CASH, SRS	CASH, SRS	CASH, SRS	CASH, SRS	CASH, SRS	CASH, SRS	CASH, SRS
All-in-Fee ⁹	1.14% p.a.	1.14% p.a.	1.14% p.a.	1.14% p.a.	1.14% p.a.	1.14% p.a.	1.14% p.a.	1.14% p.a.	1.14% p.a.	1.14% p.a.
Total Expense Ratio ¹⁰	1.16%	1.16%	1.15%	1.16%	1.15%	N/A	1.16%	1.16%	1.44%	1.16%
Unit NAV	USD 8.1949	HKD 8.3042	AUD 8.0465	EUR 8.228	GBP 8.2042	CNY 9.3131	SGD 8.114	USD 9.2327	SGD 9.79	USD 7.7173
Inception Date	01/12/2016	01/12/2016	01/08/2019	01/08/2019	01/08/2019	03/01/2023	01/08/2019	16/10/2020	19/09/2022	16/02/2021
Dividend Frequency	Monthly	Monthly	Monthly	Monthly	Monthly	Monthly	Monthly	N/A	N/A	Monthly
ISIN Code	LU1516272009	LU1516285753	LU2023250926	LU2014481662	LU2014481746	LU2556244668	LU2014481829	LU1254137810	LU2522692586	LU2282081160
Bloomberg Ticker	AGBAMGU LX	AGBAMGH LX	ALGOH2A LX	ALGOH2E LX	ALGOH2G LX	ALLNAMG LX	ALGOH2S LX	ALGOBAU LX	AGBAMAT LX	ALGOBAM LX

Source: All fund data quoted are from Allianz Global Investors/IDS GmbH, as at 31 October 2023, unless stated otherwise.

Fund performance is calculated on NAV to NAV basis in denominated currency of the respective share class with gross dividends re-invested. SGD based investors are exposed to non-SGD foreign exchange fluctuations.

^ Positive distribution yield does not imply positive return. For details, please refer to the Fund's distribution policy disclosed in the offering documents.

- 1) Source: Morningstar, as at 30 September 2023. Copyright © 2023 Morningstar Asia Limited ("Morningstar"). All Rights Reserved. The information contained herein: (1) is proprietary to Morningstar and/or its content providers; (2) may not be copied or distributed; and (3) is not warranted to be accurate, complete or timely. Neither Morningstar nor its content providers are responsible for any damages or losses arising from any use of this information. Past performance is no guarantee of future results.
- 2) Annualised Dividend Yield = $[(1 + \text{Dividend Per Share} / \text{Ex-Dividend Date NAV})^{12} - 1] \times 100$. The annualised dividend yield is calculated based on the latest dividend distribution with dividend reinvested, and maybe higher or lower than the actual annual dividend yield. Positive distribution yield does not imply positive return. Dividend is not guaranteed.
- 3) The distribution amount per share = fixed distribution percentage \div 12 \times NAV per share on the last dealing day of the previous month.
- 4) Fixed distribution percentage per annum: The distribution amount may also be calculated according to the Fixed Percentage Policy. Such Distribution Shares intend to pay out variable amount per Share which will be based on a fixed percentage of the Net Asset Value per Share. The distribution amount is calculated consistently, the distribution amount may vary from time to time due to movement in the Net Asset Value per Share. The fixed percentage for calculation of the distribution amount is determined prior to the first distribution of the relevant Share Class of the relevant Fund but can be subject to adjustment. Although the fixed distribution percentage is intended to be maintained, please note that the fixed distribution percentage may be subject to amendments under exceptional circumstances (including but not limited to, a drastic drop of NAV due to market crash, material market shifts or major crisis) after taking into account various factors, including but not limited to, the portfolio outlook of the relevant Fund, the risk analysis, the fixed distribution percentage and the NAV per Share of the relevant Share Class of the relevant Fund. Shareholders will be notified with one month prior notice in case of any change in the fixed distribution percentage. Share Classes which distribute income according to the Fixed Percentage Policy are named with the additional letter "F". Shareholders should note that a positive fixed distribution percentage does not imply a high or positive return, as the fixed distribution may be paid out of capital or effectively out of capital.
- 5) From 1 December 2016 to 30 August 2020, the benchmark for the Fund is based on the US Dollar 3 months LIBOR. With effect from 31 August 2020, the benchmark for the Fund has been based on Secured Overnight Financing Rate (SOFR).
- 6) The Fund size quoted includes all share classes of the Fund.
- 7) EU Sustainable Finance Disclosure Regulation. Information is accurate at time of publishing.
- 8) Investment using Supplementary Retirement Scheme ("SRS") monies is only applicable to investors in Singapore.
- 9) The All-in-Fee includes the expenses previously called management and administration fees.
- 10) Total Expense Ratio (TER): Total cost (except transaction costs) charged to the Fund during the last financial year expressed as a ratio of the Fund's average NAV. For share classes that have been incepted for less than one year as at close of the last financial year (please refer to the Inception Date in the Fund Details table), the TER will be annualised. For share classes incepted after the close of the last financial year, the TER will be reflected as N/A.

Information herein is based on sources we believe to be accurate and reliable as at the date it was made. We reserve the right to revise any information herein at any time without notice. No offer or solicitation to buy or sell securities and no investment advice or recommendation is made herein. In making investment decisions, investors should not rely solely on this advertisement but should seek independent professional advice. However, if you choose not to seek professional advice, you should consider the suitability of the product for yourself. The above information is used for the purpose to demonstrate the Fund's investment strategy only, it is not a recommendation nor investment advice to buy or sell any shares of securities. Past performance of the fund manager(s) and the fund is not indicative of future performance. Prices of units in the Fund and the income from them, if any, may fall as well as rise and cannot be guaranteed. Distribution payments of the Fund, where applicable, may at the sole discretion of the Manager, be made out of either income and/or net capital gains or capital of the Fund. As a result of the payment, the Fund's net asset value is expected to be immediately reduced. The dividend yields and payouts are not guaranteed and might change depending on the market conditions or at the Manager's discretion; past payout yields and payments do not represent future payout yields and payments. Investment involves risks including the possible loss of principal amount invested and risks associated with investment in emerging and less developed markets. The Fund may invest in financial derivative instruments and/or structured products and be subject to various risks (including counterparty, liquidity, credit and market risks etc.). Investing in fixed income instruments (if applicable) may expose investors to various risks, including but not limited to creditworthiness, interest rate, liquidity and restricted flexibility risks. Changes to the economic environment and market conditions may affect these risks, resulting in an adverse effect to the value of the investment. During periods of rising nominal interest rates, the values of fixed income instruments (including short positions with respect to fixed income instruments) are generally expected to decline. Conversely, during periods of declining interest rates, the values are generally expected to rise. Liquidity risk may possibly delay or prevent account withdrawals or redemptions. Past performance, or any prediction, projection or forecast, is not indicative of future performance. Investors should read the Prospectus obtainable from Allianz Global Investors Singapore Limited or any of its appointed distributors for further details including the risk factors, before investing. This advertisement has not been reviewed by the Monetary Authority of Singapore (MAS). MAS authorization/recognition is not a recommendation or endorsement. The issuer of this advertisement is Allianz Global Investors Singapore Limited (79 Robinson Road, #09-03, Singapore 068897, Company Registration No. 199907169Z). AdMaster 3249345.