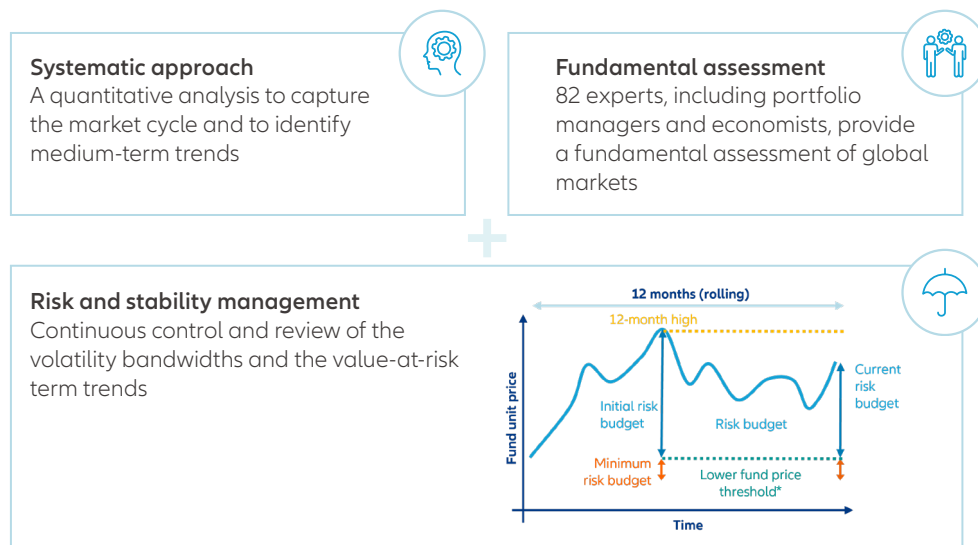


Allianz Dynamic Multi Asset Strategy SRI 50

★★★★★¹
Overall Morningstar Rating™

1 Combining Systematic + Fundamental Process + Volatility Control — Predefined volatility construct – investing in global bonds and equities




Source: Allianz Global Investors, as at 2025. There is no guarantee that these investment strategies and processes will be effective under all market conditions and investors should evaluate their ability to invest for a long-term based on their individual risk profile especially during periods of downturn in the market. The description of the criteria applicable to the multi asset investment process is meant for illustrative purpose only.

* The price threshold is not formally guaranteed. The unit price may drop below the intended level at any time.

Why Allianz Dynamic Multi Asset Strategy SRI 50 (the Fund)?

Allianz Dynamic Multi Asset Strategy SRI 50 seeks long-term capital growth by investing in a broad range of asset classes, with a focus on global equity and bond markets.



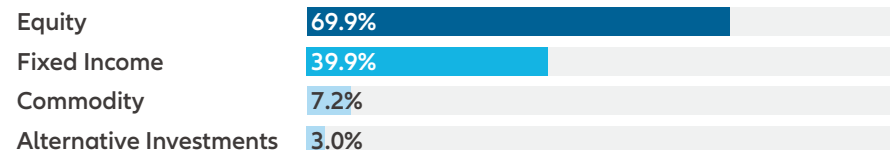
A more moderate strategy with medium-low risk portfolio

- Equity ratio: 0%-100%
- Volatility range: 6%-12%
- Investment degree maximum 125%*

Source: Allianz Global Investors, as of 2025. There is no guarantee that these investment strategies and processes will be effective under all market conditions and investors should evaluate their ability to invest for a long-term based on their individual risk profile especially during periods of downturn in the market. There is an annually updated and optimised neutral asset allocation mix in-line with expectations of volatility. *The fund prospectus allows an additional market risk exposure to financial derivative instruments being limited to 100% of the portfolio's total net value after taking into account the possible effects of netting and coverage.

2 Actively Managed Multi-Asset Approach

Positioning as at 31 December 2025 (in %)



Asset class weights over time (in %)



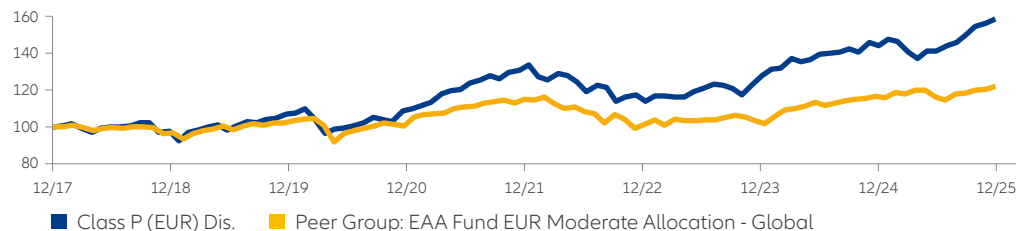
Source: Allianz Global Investors, as of 31 December 2025. The information above is provided only for illustrative purposes to demonstrate the Fund's investment strategy, it should not be considered a recommendation to purchase or sell any particular security or strategy or an investment advice. There is no assurance that any securities discussed herein will remain in the Fund at the time you receive this document.

3 Long-term Track Record on Return and Volatility

Performance of the Fund Class P (EUR) Dis. since inception (7 December 2017)

Performance History	1 Year	3 Years (p.a.)	5 Years (p.a.)	Since Inception (p.a.)
Bid-Bid (%)	10.27	11.73	7.60	5.93
Offer-Bid ² (%)	10.27	11.73	7.60	5.93
Standard Deviation (%)	7.83	7.09	8.12	10.28
Peer Group Return Average* (%)	6.33	7.80	3.58	3.21
Quartile	1	1	1	1

Indexed performance since inception



Fund Details

Share Class	Inception Date	ISIN Code
Class AT (EUR) Acc.	03/09/2014	LU1093406186
Class AM (H2-SGD) Dis.	15/05/2024	LU2800583192
Class AQ (H2-USD) Dis.	01/03/2023	LU2571886550
Class P (EUR) Dis.	07/12/2017	LU1706852701
Class AMgi (H-SGD) Dis.	01/08/2025	LU 3099970264

Fund Size (as at 31 December 2025)	EUR 3,230.94 million
Initial Fee	0% (for Class P) and up to 4% (for Class AT, AM, AQ and AMgi)
All-in-Fee ³	0.79% p.a. (for Class P) and 1.65% p.a. (for Class AT, AM, AQ and AMgi)

Source: Allianz Global Investors/IDS GmbH/Morningstar, as at 31 December 2025.

*Source: Morningstar, as at 31 December 2025. Based on Official Morningstar Category of fund - Global Peer Group: "Europe/Asia/Africa (EAA) OE EUR Moderate Allocation - Global".

- Based on Class P (EUR) Dis. Source: Morningstar, as at 31 December 2025. Copyright © 2025 Morningstar Asia Limited ("Morningstar"). All Rights Reserved. The information contained herein: (1) is proprietary to Morningstar and/or its content providers; (2) may not be copied or distributed (save (i) as incidentally necessary in the course of viewing it on-line (ii) in the course of printing off single copies of web pages on which it appears for the use of those authorized to view it on-line), or adapted in any way; and (3) is not warranted to be accurate, complete or timely. Neither Morningstar nor its content providers are responsible for any damages or losses arising from any use of this information. This Morningstar-sourced information is provided to you by Allianz Global Investors Singapore Limited ("AllianzGI SG") and is for use at your own risk. You agree that Morningstar and or AllianzGI SG are not responsible for any damages or losses arising from any use of this information and that the information must not be relied upon by you the user without appropriate verification. AllianzGI SG informs you as follows: (i) The information provided should not form the sole basis of any investment decision (ii) no investment decision should be made in relation to any of the information provided other than on the advice of a professional financial advisor; (iii) past performance is no guarantee of future results; and (iv) the value and income derived from investments can go down as well as up.
- "Offer-Bid" performance data takes into account up to 0% of the initial fee of the investment. Annualised for periods over one year with net income and dividends reinvested. Fund performance is based on Class P Distribution, calculated in EUR on a bid-to-bid basis with net income and dividends reinvested. Investment returns are denominated in EUR. SGD based investors are exposed to non-SGD foreign exchange fluctuations. Past performance, or any prediction, projection or forecast, is not indicative of future performance.
- The All-in-Fee includes the expenses previously called management and administration fees.

The information presented here is intended for general circulation and does not constitute a recommendation to anyone; it also has not taken into account the specific investment objectives, financial situation or particular needs of any particular person. Information herein is based on sources we believe to be accurate and reliable as at the date it was made. We reserve the right to revise any information herein at any time without notice. No offer or solicitation to buy or sell securities and no investment advice or recommendation is made herein. In making investment decisions, investors should not rely solely on this publication but should seek independent professional advice. However, if you choose not to seek professional advice, you should consider the suitability of the product for yourself. Past performance of the fund manager(s) and the fund is not indicative of future performance. Prices of units in the Fund and the income from them, if any, may fall as well as rise and cannot be guaranteed. Distribution payments of the Fund, where applicable, may at the sole discretion of the Manager, be made out of either income and/or net capital gains or capital of the Fund. As a result of the payment, the Fund's net asset value is expected to be immediately reduced. The dividend yields and payouts are not guaranteed and might change depending on the market conditions or at the Manager's discretion; past payout yields and payments do not represent future payout yields and payments. Investment involves risks including the possible loss of principal amount invested and risks associated with investment in emerging and less developed markets. The Fund may invest in financial derivative instruments and/or structured products and be subject to various risks (including counterparty, liquidity, credit and market risks etc.). Investing in fixed income instruments (if applicable) may expose investors to various risks, including but not limited to creditworthiness, interest rate, liquidity and restricted flexibility risks. Changes to the economic environment and market conditions may affect these risks, resulting in an adverse effect to the value of the investment. During periods of rising nominal interest rates, the values of fixed income instruments (including short positions with respect to fixed income instruments) are generally expected to decline. Conversely, during periods of declining interest rates, the values are generally expected to rise. Liquidity risk may possibly delay or prevent account withdrawals or redemptions. Environmental, Social and Governance (ESG) strategies consider factors beyond traditional financial information to select securities or eliminate exposure which could result in relative investment performance deviating from other strategies or broad market benchmarks. Past performance, or any prediction, projection or forecast, is not indicative of future performance. Investors should read the Prospectus obtainable from Allianz Global Investors Singapore Limited or any of its appointed distributors for further details including the risk factors, before investing. The duplication, publication, extraction, or transmission of the contents, irrespective of the form is not permitted, except for the case of explicit permission by Allianz Global Investors. This publication has not been reviewed by the Monetary Authority of Singapore (MAS). MAS authorization/recognition is not a recommendation or endorsement. The issuer of this publication is Allianz Global Investors Singapore Limited (79 Robinson Road, #09-03, Singapore 068897, Company Registration No. 199907169Z).

Investment hotline: 1800 438 0828

sg.allianzgi.com