

Allianz Global Sustainability

Allianz Global Investors Fund
A / AT / AM

Allianz 
Global Investors



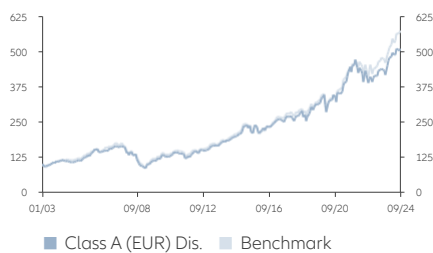
Overall Morningstar Rating™ Morningstar Sustainability Rating™

Investment Objective

The Fund aims at long-term capital growth by investing in global equity markets of developed countries in accordance with the Sustainable and Responsible Investment Strategy (SRI Strategy). The Investment Manager may engage in foreign currency overlay and thus assume separate foreign currency risks with regard to currencies of OECD member states, even if the Sub-Fund does not include any assets denominated in these respective currencies.

Performance Overview

Indexed Performance since Inception (Bid-Bid)

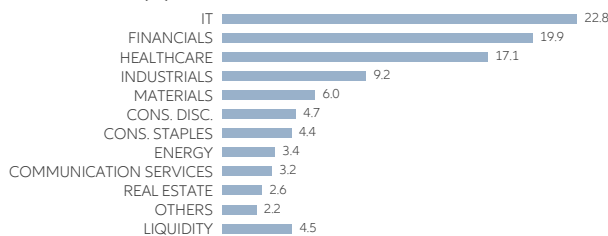


Performance History	Year to Date	1 Month	3 Months	6 Months	1 Year	3 Years (p.a.)	5 Years (p.a.)	Since Inception (p.a.)
Bid-Bid (%)	8.97	0.92	-0.23	2.87	17.81	5.87	10.18	7.77
Offer-Bid ³ (%)	3.52	-4.12	-5.21	-2.27	11.92	4.08	9.06	7.52
Benchmark (%)	15.24	1.27	2.17	5.78	22.89	10.34	12.10	8.39

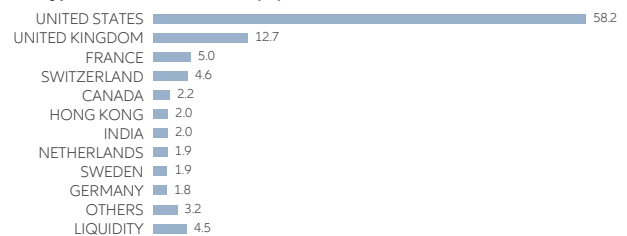
Risk / Return Ratios	3 Years	5 Years
Sharpe Ratio	0.16	0.52
Volatility	13.20%	14.77%
Tracking Error	4.89%	5.19%
Information Ratio	-0.91	-0.37

Portfolio Analysis

Sector Allocation (%)



Country/Location Allocation (%)



Top 10 Holdings (Country/Location) ⁴	Sector	%
MICROSOFT CORP (US)	IT	7.3
ALPHABET INC-CL A (US)	COMMUNICATION SERVICES	3.2
S&P GLOBAL INC (US)	FINANCIALS	3.0
MEDTRONIC PLC (US)	HEALTHCARE	3.0
ZOETIS INC (US)	HEALTHCARE	2.8
AMAZON.COM INC (US)	CONS. DISC.	2.7
VISA INC-CLASS A SHARES (US)	FINANCIALS	2.7
UNILEVER PLC (GB)	CONS. STAPLES	2.6
DSM-FIRMENICH AG (CH)	MATERIALS	2.6
AMERICAN TOWER CORP (US)	REAL ESTATE	2.6
Total		32.5

Dividend History	Dividend / Share	Annualised Dividend Yield	Ex-Dividend Date
Class A (EUR) Dis.	EUR 0.65400	1.53% ⁵	15/12/2023
Class A (USD) Dis.	USD 0.68700	1.49% ⁵	15/12/2023
Class AM (USD) Dis.	USD 0.05882	5.03% ⁶	16/09/2024
Class AM (H2-AUD) Dis.	AUD 0.08405	6.22% ⁶	16/09/2024
Class AM (H2-CAD) Dis.	CAD 0.09290	6.74% ⁶	16/09/2024
Class AM (H2-RMB) Dis.	CNY 0.06569	4.68% ⁶	16/09/2024
Class AM (H2-SGD) Dis.	SGD 0.06108	5.72% ⁶	16/09/2024
Class AM (H2-USD) Dis.	USD 0.07889	7.26% ⁶	16/09/2024

Past payout yields do not represent future payout yields and payments. Historical payments may comprise of distributable income or capital, or both (for further details, please refer to our website).

Fund Details

	Class A (EUR) Dis.	Class A (USD) Dis.	Class AT (EUR) Acc.	Class AT (USD) Acc.	Class AM (USD) Dis.	Class AM (H2-AUD) Dis.	Class AM (H2-CAD) Dis.	Class AM (H2-RMB) Dis.	Class AM (H2-SGD) Dis.	Class AM (H2-USD) Dis.
Official benchmark	DOW JONES Sustainability World Index (Total Return)									
Fund Manager ⁷	Giles Money, Alex Bibani									
Fund Size ⁸	EUR 2,325.52m									
Base Currency	EUR									
Number of Holdings	44									
SFDR Category ⁹	Article 8									
Initial Fee	Up to 5%	Up to 5%	Up to 5%	Up to 5%	Up to 5%	Up to 5%	Up to 5%	Up to 5%	Up to 5%	Up to 5%
Eligible Investment Scheme	CASH, SRS	CASH, SRS	CASH, SRS	CASH, SRS	CASH, SRS	CASH, SRS	CASH, SRS	CASH, SRS	CASH, SRS	CASH, SRS
All-in-Fee ¹⁰	1.80% p.a.	1.80% p.a.	1.80% p.a.	1.80% p.a.	1.80% p.a.	1.80% p.a.	1.80% p.a.	1.80% p.a.	1.80% p.a.	1.80% p.a.
Total Expense Ratio ¹¹	1.85%	1.85%	1.85%	1.85%	1.85%	1.85%	1.85%	1.85%	1.85%	1.85%
Unit NAV	EUR 47.0216	USD 51.7807	EUR 153.76	USD 16.7846	USD 14.5201	AUD 16.7248	CAD 17.1174	CNY 17.2301	SGD 13.1869	USD 13.538
Inception Date	02/01/2003	02/01/2003	30/07/2020	29/04/2020	01/08/2019	16/03/2020	16/03/2020	16/03/2020	16/03/2020	02/01/2020
Dividend Frequency	Annually	Annually	N/A	N/A	Monthly	Monthly	Monthly	Monthly	Monthly	Monthly
ISIN Code	LU0158827195	LU0158827948	LU0158827518	LU0158827781	LU2023251221	LU2111350000	LU2111350182	LU2106854057	LU2089284900	LU2089283258
Bloomberg Ticker	DREGLSU LX	DREGSAX LX	ALGSATE LX	ALAGSAU LX	AGSAMUS LX	ALAGSHA LX	ALAGSCI LX	ALAGSAH LX	ALGSAHS LX	ALGSAHU LX
Cumulative Returns (%)										
Year to Date	8.97	10.64	8.96	10.57	10.66	9.23	9.70	8.01	8.68	10.22
1 Year	17.81	24.62	17.81	24.54	24.63	17.98	18.96	16.63	17.47	19.81
3 Years	18.67	14.62	18.66	14.81	14.70	19.78	23.16	21.04	21.55	25.83
5 Years	62.41	66.43	–	–	65.41	–	–	–	–	–
Since Inception	408.94	456.86	53.76	67.85	64.39	93.39	100.24	104.69	57.23	64.59
Annualised Returns (%)										
3 Years (p.a.)	5.87	4.65	5.87	4.71	4.68	6.20	7.19	6.57	6.72	7.96
5 Years (p.a.)	10.18	10.72	–	–	10.58	–	–	–	–	–
Since Inception (p.a.)	7.77	8.22	10.87	12.43	10.10	15.63	16.52	17.08	10.01	11.07

Source: All fund data quoted are Allianz Global Investors/IDS GmbH/Morningstar, as at 30/09/2024, unless stated otherwise. Performance returns for periods over one year are annualised. Fund performance is calculated in the respective fund currency with net income and dividends reinvested. Investment returns are denominated in the respective base currency of the fund. SGD based investors are exposed to non-SGD foreign exchange fluctuations.

- 1) Source: Morningstar, as at 31/08/2024. Copyright © 2024 Morningstar Asia Limited ("Morningstar"). All Rights Reserved. The information contained herein: (1) is proprietary to Morningstar and/or its content providers; (2) may not be copied or distributed; and (3) is not warranted to be accurate, complete or timely. Neither Morningstar nor its content providers are responsible for any damages or losses arising from any use of this information. Past performance is no guarantee of future results.
- 2) Source: Morningstar, as at 31/08/2024. Morningstar Sustainability Rating is analyzed out of Global Equity Large Cap funds as of 31/08/2024 and based on 100% of the Fund's AUM. Data is based on long positions only. Historical Sustainability Score as of 31/08/2024. Sustainability Rating as of 31/08/2024. Sustainability provides company-level analysis used in the calculation of Morningstar's Sustainability Score.
- 3) "Offer-Bid" performance data takes into account up to 5.00% of the initial fee of the investment.
- 4) The information is provided for illustrative purposes only to demonstrate the Fund's investment strategy, it should not be considered a recommendation to purchase or sell any particular security or strategy or an investment advice. There is no assurance that any securities discussed herein will remain in the Fund at the time you receive this document. Past performance is not indicative of future results. While best efforts are used in compiling the information, Allianz Global Investors and its affiliated entities expressly assumes no warranty of any kind, actual or implied, for the accuracy, completeness and timeliness of the information.
- 5) Annualised Dividend Yield = Dividend Per Share / Ex-Dividend Date NAV. The annualised dividend yield is calculated based on the latest dividend distribution with dividend reinvested, and may be higher or lower than the actual annual dividend yield. Positive distribution yield does not imply positive return. Dividend is not guaranteed. Historical dividend yield is not indicative of future dividend payouts.
- 6) Annualised Dividend Yield = $[(1 + \text{Dividend Per Share} / \text{Ex-Dividend Date NAV})^{12} - 1] \times 100$. The annualised dividend yield is calculated based on the latest dividend distribution with dividend reinvested, and may be higher or lower than the actual annual dividend yield. Positive distribution yield does not imply positive return. Dividend is not guaranteed. Historical dividend yield is not indicative of future dividend payouts.
- 7) With effect from 1 September 2023.
- 8) The Fund size quoted includes all share classes of the Fund.
- 9) EU Sustainable Finance Disclosure Regulation. Information is accurate at time of publishing.
- 10) The All-in-Fee includes the expenses previously called management and administration fees.
- 11) Total Expense Ratio (TER): Total cost (except transaction costs) charged to the Fund during the last financial year expressed as a ratio of the Fund's average NAV. For share classes that have been incepted for less than one year as at close of the last financial year (please refer to the Inception Date in the Fund Details table), the TER will be annualised. For share classes incepted after the close of the last financial year, the TER will be reflected as N/A.

The information presented here is intended for general circulation and does not constitute a recommendation to anyone; it also has not taken into account the specific investment objectives, financial situation or particular needs of any particular person. Information herein is based on sources we believe to be accurate and reliable as at the date it was made. We reserve the right to revise any information herein at any time without notice. No offer or solicitation to buy or sell securities and no investment advice or recommendation is made herein. In making investment decisions, investors should not rely solely on this publication but should seek independent professional advice. However, if you choose not to seek professional advice, you should consider the suitability of the product for yourself. Past performance of the fund manager(s) and the fund is not indicative of future performance. Prices of units in the Fund and the income from them, if any, may fall as well as rise and cannot be guaranteed. Distribution payments of the Fund, where applicable, may at the sole discretion of the Manager, be made out of either income and/or net capital gains or capital of the Fund. As a result of the payment, the Fund's net asset value is expected to be immediately reduced. The dividend yields and payouts are not guaranteed and might change depending on the market conditions or at the Manager's discretion; past payout yields and payments do not represent future payout yields and payments. Investment involves risks including the possible loss of principal amount invested and risks associated with investment in emerging and less developed markets. The Fund may invest in financial derivative instruments and/or structured products and be subject to various risks (including counterparty, liquidity, credit and market risks etc.). Environmental, Social and Governance (ESG) strategies consider factors beyond traditional financial information to select securities or eliminate exposure which could result in relative investment performance deviating from other strategies or broad market benchmarks. Past performance, or any prediction, projection or forecast, is not indicative of future performance. Investors should read the Prospectus obtainable from Allianz Global Investors Singapore Limited or any of its appointed distributors for further details including the risk factors, before investing. The duplication, publication, extraction, or transmission of the contents, irrespective of the form is not permitted, except for the case of explicit permission by Allianz Global Investors. This publication has not been reviewed by the Monetary Authority of Singapore (MAS). MAS authorization/recognition is not a recommendation or endorsement. The issuer of this publication is Allianz Global Investors Singapore Limited (79 Robinson Road, #09-03, Singapore 068897, Company Registration No. 199907169Z).