

Allianz Income and Growth

Allianz Global Investors Fund
AT / AM



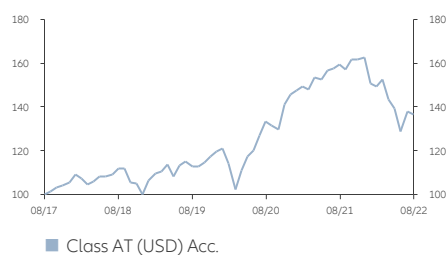
Overall Morningstar Rating™

Investment Objective

The Fund aims at long-term capital growth and income by investing in United States of America ("US") and/or Canadian corporate debt securities and equities.

Performance Overview

Indexed Performance over 5 Years (Bid-Bid)



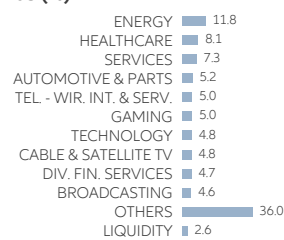
Performance History	Year to Date	1 Month	3 Months	6 Months	1 Year	3 Years (p.a.)	5 Years (p.a.)	Since Inception (p.a.)
Bid-Bid (%)	-16.17	-0.98	-1.98	-8.51	-14.42	6.57	6.41	7.26
Offer-Bid ² (%)	-20.37	-5.93	-6.88	-13.08	-18.70	4.76	5.33	6.75

Portfolio Analysis

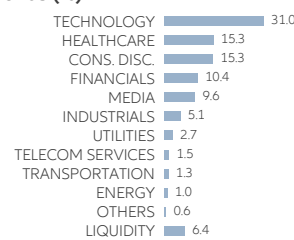
Asset Allocation (%)



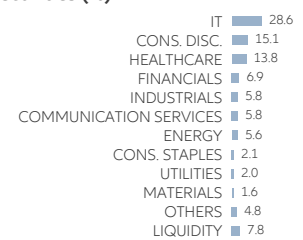
Sector Allocation - High Yield Bonds (%)



Sector Allocation - Convertible Bonds (%)



Sector Allocation - Equities / Equity Securities (%)



Top 5 Holdings - High Yield Bonds³

Holder	Sector	%
TENET HEALTHCARE CORP 6.125% 10/01/28	HEALTHCARE	0.5
ORGANON & CO/ORG 5.125% 04/30/31	HEALTHCARE	0.3
OCCIDENTAL PETROLEUM COR 6.625% 09/01/30	ENERGY	0.3
CENTENE CORP 4.625% 12/15/29	HEALTHCARE	0.3
IRON MOUNTAIN INC 5.25% 07/15/30	HOME. & REAL EST.	0.3

Top 5 Holdings - Convertible Bonds³

Holder	Sector	%
BROADCOM INC 8% 09/30/22	ELECTRONICS	1.0
DANAHER CORP 5% 04/15/23	MEDICAL PRODUCTS	0.9
PALO ALTO NETWORKS 0.375% 06/01/25	SOFTWARE & SERV.	0.8
WELLS FARGO & COMPANY 7.5% 09/15/2198	BANKING	0.7
MICROCHIP TECHNOLOGY INC 0.125% 11/15/24	ELECTRONICS	0.5

Top 5 Holdings - Equities / Equity Securities³

Holder	Sector	%
APPLE INC	IT	2.2
MICROSOFT CORP	IT	2.2
ALPHABET INC-CL A	COMMUNICATION SERVICES	1.6
AMAZON.COM INC	CONS. DISC.	1.3
TESLA INC	CONS. DISC.	1.3

Statistics Summary

Average Coupon - Convertible Bonds	1.69%
Average Coupon - High Yield Bonds	5.83%
Effective Duration - High Yield Bonds	4.57 years
Yield to Maturity - High Yield Bonds	8.15%
Dividend Yield - Equities / Equity Securities	1.04%
Credit Quality - High Yield Bonds: BBB- or above	0.87%
Credit Quality - High Yield Bonds: Below BBB-	31.26%
Credit Quality - Convertible Bonds: BBB- or above	16.65%
Credit Quality - Convertible Bonds: Below BBB-	14.85%

Portfolio Analysis

Dividend History Class AM Dis.	Dividend / Share	Annualised Dividend Yield ⁴	Ex-Dividend Date	Dividend History Class AM Dis.	Dividend / Share	Annualised Dividend Yield ⁴	Ex-Dividend Date
HKD	HKD 0.06000	9.05%	16/08/2022	H2-GBP	GBP 0.05500	8.75%	16/08/2022
USD	USD 0.06000	8.74%	16/08/2022	H2-JPY	JPY 12.51273	8.13%	16/08/2022
H2-AUD	AUD 0.06000	9.30%	16/08/2022	H2-RMB	CNY 0.06600	11.23%	16/08/2022
H2-CAD	CAD 0.05500	8.86%	16/08/2022	H2-SGD	SGD 0.06000	9.28%	16/08/2022
H2-EUR	EUR 0.04333	6.68%	16/08/2022	H2-NZD	NZD 0.05400	9.38%	16/08/2022

Past payout yields do not represent future payout yields and payments. Historical payments may comprise of distributable income or capital, or both (for further details, please refer to our website).

Share Class Overview

	Class AT (USD) Acc.	Class AT (H2-EUR) Acc.	Class AM (HKD) Dis.	Class AM (USD) Dis.	Class AM (H2-AUD) Dis.	Class AM (H2-CAD) Dis.
Initial Fee	Up to 5%	Up to 5%	Up to 5%	Up to 5%	Up to 5%	Up to 5%
Eligible Investment Scheme ⁵	SRS	SRS	SRS	SRS	SRS	SRS
All-in-Fee ⁶	1.50% p.a.	1.50% p.a.	1.50% p.a.	1.50% p.a.	1.50% p.a.	1.50% p.a.
Total Expense Ratio ⁷	1.55%	1.55%	1.55%	1.55%	1.55%	1.55%
Unit NAV	USD 21.30	EUR 136.54	HKD 7.92	USD 8.18	AUD 7.71	CAD 7.40
Inception Date	18/11/2011	12/08/2014	01/03/2013	16/10/2012	15/10/2012	02/05/2013
Dividend Frequency	N/A	N/A	Monthly	Monthly	Monthly	Monthly
ISIN Code	LU0689472784	LU1070113664	LU0820561909	LU0820561818	LU0820562030	LU0820562113
Bloomberg Ticker	ALLIGAT LX	ALLIATH LX	ALLGAME LX	ALLIGAM LX	ALLIGAH LX	ALZAH2C LX
Cumulative Returns (%)						
Year to Date	-16.17	-17.37	-15.66	-16.17	-17.22	-16.69
1 Year	-14.42	-15.89	-13.67	-14.44	-15.61	-14.98
3 Years	21.02	14.90	21.05	21.06	15.51	18.24
5 Years	36.45	22.59	36.76	36.39	29.18	31.28
Since Inception	113.00	36.54	83.62	91.63	98.82	71.13
Annualised Returns (%)						
3 Years (p.a.)	6.57	4.74	6.57	6.58	4.92	5.74
5 Years (p.a.)	6.41	4.16	6.46	6.40	5.25	5.59
Since Inception (p.a.)	7.26	3.94	6.61	6.81	7.21	5.93
	Class AM (H2-EUR) Dis.	Class AM (H2-GBP) Dis.	Class AM (H2-JPY) Dis.	Class AM (H2-RMB) Dis.	Class AM (H2-SGD) Dis.	Class AM (H2-NZD) Dis.
Initial Fee	Up to 5%	Up to 5%	Up to 5%	Up to 5%	Up to 5%	Up to 5%
Eligible Investment Scheme ⁵	SRS	SRS	SRS	SRS	SRS	SRS
All-in-Fee ⁶	1.50% p.a.	1.50% p.a.	1.50% p.a.	1.50% p.a.	1.50% p.a.	1.50% p.a.
Total Expense Ratio ⁷	1.55%	1.55%	1.54%	1.55%	1.55%	1.55%
Unit NAV	EUR 7.65	GBP 7.49	JPY 1,829.04	CNY 7.07	SGD 7.72	NZD 6.88
Inception Date	02/05/2013	02/05/2013	04/09/2018	14/06/2013	01/07/2013	02/12/2013
Dividend Frequency	Monthly	Monthly	Monthly	Monthly	Monthly	Monthly
ISIN Code	LU0913601281	LU0820562386	LU1861127170	LU0820562469	LU0943347566	LU0994605391
Bloomberg Ticker	ALZAH2E LX	ALZAH2G LX	ALAMH2J LX	ALZAH2R LX	ALIGH2S LX	ALAMH2N LX
Cumulative Returns (%)						
Year to Date	-17.40	-16.68	-16.89	-15.61	-16.34	-16.59
1 Year	-15.97	-15.00	-15.26	-13.02	-14.60	-14.90
3 Years	14.92	17.25	17.29	26.24	19.39	17.74
5 Years	22.59	27.47	-	45.06	32.28	31.82
Since Inception	54.35	63.68	15.60	105.60	72.67	71.75
Annualised Returns (%)						
3 Years (p.a.)	4.74	5.45	5.46	8.08	6.08	5.59
5 Years (p.a.)	4.16	4.97	-	7.73	5.76	5.68
Since Inception (p.a.)	4.76	5.42	3.70	8.14	6.14	6.38

Fund Details

Fund Manager ⁸	Justin Kass, Michael Yee, David Oberto
Fund Size ⁹	USD 39,008.81m
Base Currency	USD
Number of Holdings	477 (High Yield Bonds: 268, Convertible Bonds: 149, Equities / Equity Securities: 60)
SFDR Category ¹⁰	Article 6

Source: All fund data quoted are Allianz Global Investors/IDS GmbH/Morningstar, as at 31/08/2022, unless stated otherwise.

Allianz Global Investors and Voya Investment Management have entered into a long-term strategic partnership, and as such, as of 25 July 2022, the investment team has transferred to Voya Investment Management. This will not change the composition of the team, the investment philosophy nor the investment process.

Fund performance is calculated in the respective fund currency with gross dividends re-invested. Investment returns are denominated in the respective base currency. SGD based investors are exposed to non-SGD foreign exchange fluctuations.

- 1) Source: Morningstar, as at 31/07/2022. Copyright © 2022 Morningstar Asia Limited ("Morningstar"). All Rights Reserved. The information contained herein: (1) is proprietary to Morningstar and/or its content providers; (2) may not be copied or distributed; and (3) is not warranted to be accurate, complete or timely. Neither Morningstar nor its content providers are responsible for any damages or losses arising from any use of this information. Past performance is no guarantee of future results.
- 2) "Offer-Bid" performance data takes into account up to 5.00% of the initial fee of the investment.
- 3) The information is provided for illustrative purposes only to demonstrate the Fund's investment strategy, it should not be considered a recommendation to purchase or sell any particular security or strategy or an investment advice. There is no assurance that any securities discussed herein will remain in the Fund at the time you receive this document. Past performance is not indicative of future results. While best efforts are used in compiling the information, Allianz Global Investors and its affiliated entities expressly assumes no warranty of any kind, actual or implied, for the accuracy, completeness and timeliness of the information. Securities may be held directly or indirectly via other investment vehicles.
- 4) Annualised Dividend Yield = $[(1 + \text{Dividend Per Share} / \text{Ex-Dividend Date NAV})^{12} - 1] \times 100$. The annualised dividend yield is calculated based on the latest dividend distribution with dividend reinvested, and may be higher or lower than the actual annual dividend yield. Positive distribution yield does not imply positive return. Dividend is not guaranteed. Historical dividend yield is not indicative of future dividend payouts.
- 5) Investment using Supplementary Retirement Scheme ("SRS") monies is only applicable to investors in Singapore.
- 6) The All-in-Fee includes the expenses previously called management and administration fees.
- 7) Total Expense Ratio (TER): Total cost (except transaction costs) charged to the Fund during the last financial year expressed as a ratio of the Fund's average NAV. For share classes that have been incepted for less than one year as at close of the last financial year (please refer to the Inception Date in the Fund Details table), the TER will be annualised. For share classes incepted after the close of the last financial year, the TER will be reflected as N/A.
- 8) Effective from 25 July 2022, this Fund Manager has transferred to Voya Investment Management Co. LLC ("Voya IM") as part of the strategic partnership agreement between Allianz Global Investors and Voya IM.
- 9) The Fund size quoted includes all share classes of the Fund.
- 10) EU Sustainable Finance Disclosure Regulation. Information is accurate at time of publishing.

Information herein is based on sources we believe to be accurate and reliable as at the date it was made. We reserve the right to revise any information herein at any time without notice. No offer or solicitation to buy or sell securities and no investment advice or recommendation is made herein. In making investment decisions, investors should not rely solely on this publication but should seek independent professional advice. However, if you choose not to seek professional advice, you should consider the suitability of the product for yourself. Past performance of the fund manager(s) and the fund is not indicative of future performance. Prices of units in the Fund and the income from them, if any, may fall as well as rise and cannot be guaranteed. Distribution payments of the Fund, where applicable, may at the sole discretion of the Manager, be made out of either income and/or net capital gains or capital of the Fund. As a result, it may reduce the Fund's net asset value. The dividend yields and payouts are not guaranteed and might change depending on the market conditions or at the Manager's discretion. Investment involves risks including the possible loss of principal amount invested and risks associated with investment in emerging and less developed markets. The Fund may invest in financial derivative instruments and/or structured products and be subject to various risks (including counterparty, liquidity, credit and market risks etc.). Investing in fixed income instruments (if applicable) may expose investors to various risks, including but not limited to creditworthiness, interest rate, liquidity and restricted flexibility risks. Changes to the economic environment and market conditions may affect these risks, resulting in an adverse effect to the value of the investment. During periods of rising nominal interest rates, the values of fixed income instruments (including short positions with respect to fixed income instruments) are generally expected to decline. Conversely, during periods of declining interest rates, the values are generally expected to rise. Liquidity risk may possibly delay or prevent account withdrawals or redemptions. Past performance, or any prediction, projection or forecast, is not indicative of future performance. Investors should read the Prospectus obtainable from Allianz Global Investors Singapore Limited or any of its appointed distributors for further details including the risk factors, before investing. This publication has not been reviewed by the Monetary Authority of Singapore (MAS). MAS authorization/recognition is not a recommendation or endorsement. The issuer of this publication is Allianz Global Investors Singapore Limited (79 Robinson Road, #09-03, Singapore 068897, Company Registration No. 199907169Z).